


# RIOPEL MAILBOXES



THE STANDARD... BY WHICH OTHERS COMPARE


## RIOPEL LOCKER SERIES



### FEATURES:

- Archway type unit
- Standard product
- Standard handle
- Standard interior layout
- Several types of doors available (see page 5)
- Accessories (see page 11)
- Other dimensions available upon request


MODEL #	WIDTH	DEPTH	HEIGHT	WEIGHT	VOLUME
420-04	72"	18"	72"	180 lb	54.5 cu f.



### FEATURES:

- Archway type unit
- Standard product
- Standard handle
- Standard interior layout
- Several types of doors available (see page 5)
- Accessories (see page 11)
- Other dimensions available upon request

MODEL #	WIDTH	DEPTH	HEIGHT	WEIGHT	VOLUME
420-05	72"	18"	72"	185 lb	54.0 cu f.



### FEATURES:

- Archway type unit
- Standard product
- Standard handle
- Standard interior layout
- Several types of doors available (see page 5)
- Accessories (see page 11)
- Other dimensions available upon request

MODEL #	WIDTH	DEPTH	HEIGHT	WEIGHT	VOLUME
420-06	72"	18"	72"	2055 lb	54.0 cu f.

**UNEQUALLED EXPERTISE IN MAILBOXES + POSTAL SPECIALTIES**

P. RIOPEL INC., 595 St-Remi, Montreal, Que., H4C 3G6 • TEL.:(514) 934-0385 FAX:(514) 934-1732  
E-MAIL: INFO@RIOPEL.NET WEB SITE: WWW.RIOPEL.NET