

DOOR LOCK:

- 5 PIN CYLINDER CAM TYPE WITH 3 KEYS. DUST COVER WEATHERPROOF LOCKS
- EXTRA KEYS AVAILABLE. 500 KEY CHANGES TO AVOID DUPLICATION

DOOR IDENTIFICATION:

- SOLID DOORS WITH ENGRAVED PLASTIC TAB IN EMBOSS IN DOORS

SPECIFICATIONS:

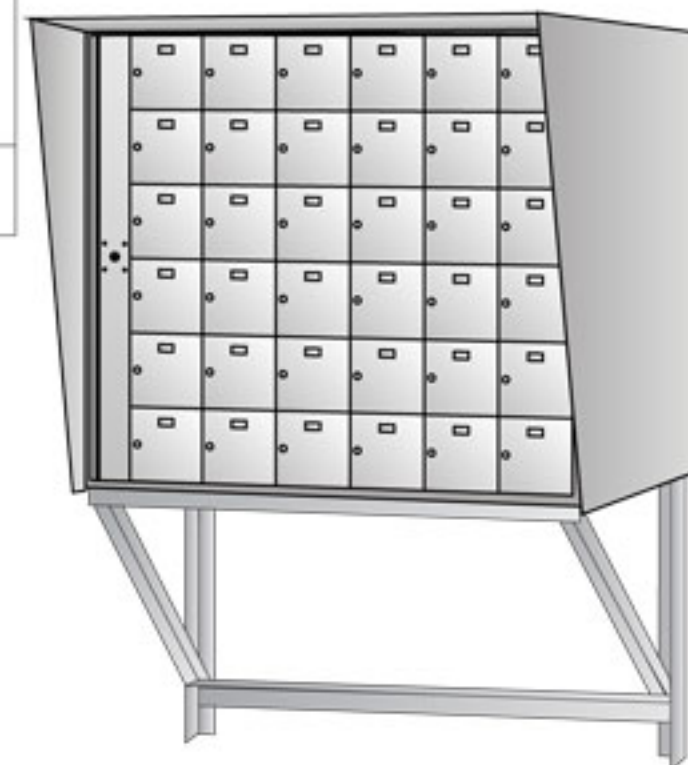
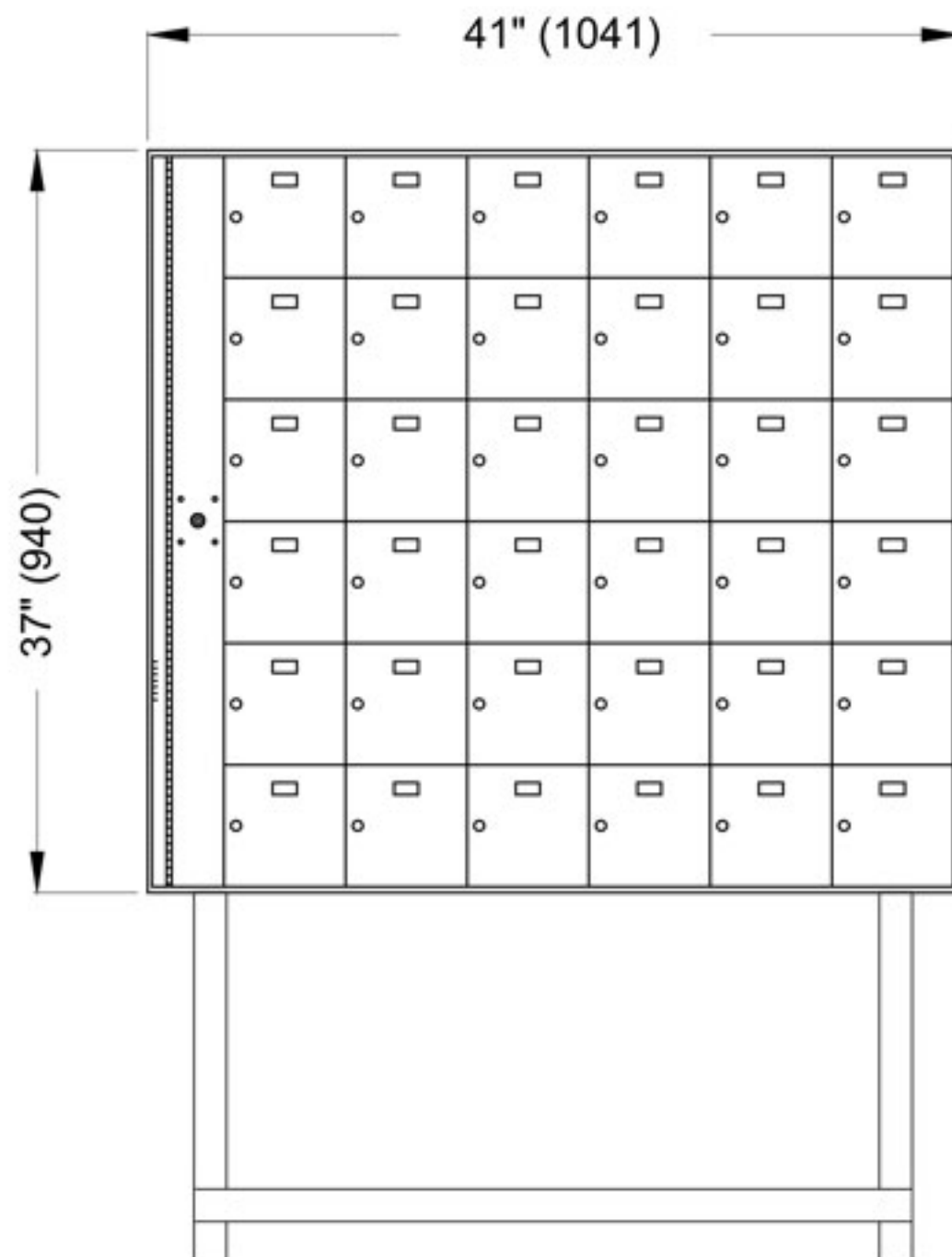
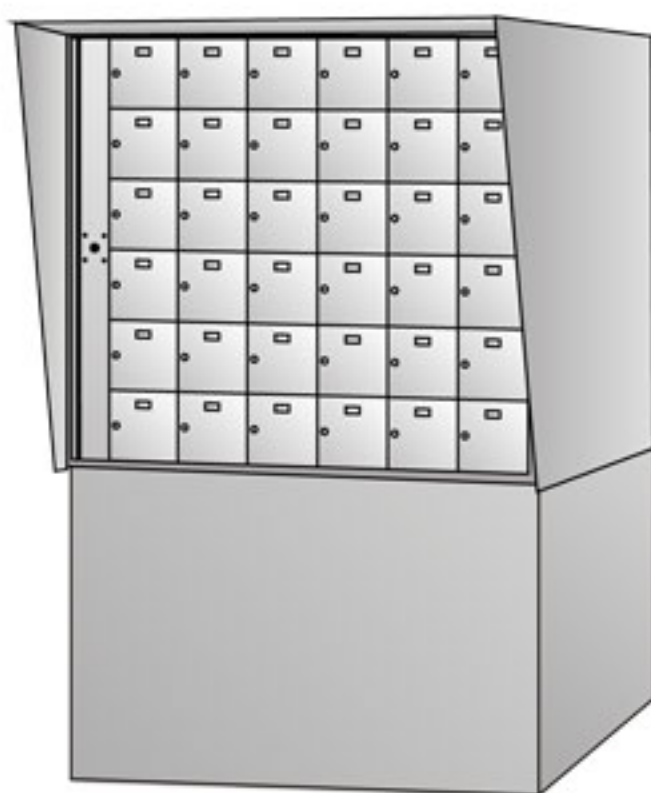
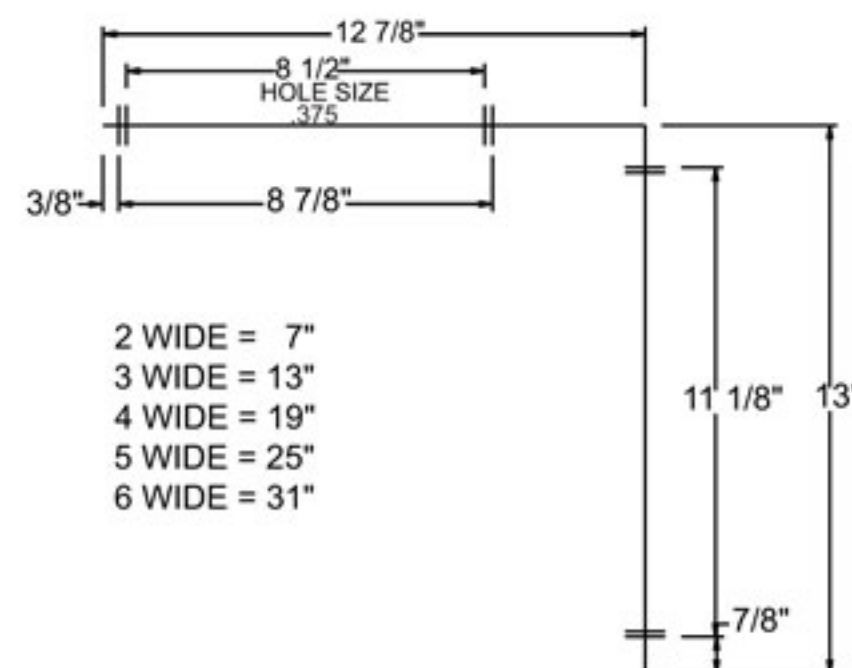
- MODEL 6100 HAS DEPTH OF 17 1/2" (446) AT TOP AND 16" (406) AT BOTTOM
- CABINET STYLE BOXES WITH NO SHROUD HAVE DEPTH OF 15" (381)

WALL BRACKET:

- WALLMOUNT HAS REINFORCED BACK AND HEAVY DUTY BASE PLATE TO ATTACH TO WALL.

6100 - 6 x 6

OVERALL DIMENSIONS SHOWN ON DRAWINGS

**WALL BRACKET**

2 WIDE = 7"
 3 WIDE = 13"
 4 WIDE = 19"
 5 WIDE = 25"
 6 WIDE = 31"

MODEL 6100 FRONT LOADING HORIZONTAL MAILBOXES

1 - MODULE: 6 DOORS HIGH x 6 DOORS WIDE

36 BOXES: 6" HIGH x 6" WIDE x 15" DEEP

DOORS OF 1/8" THICK EXTRUDED ALUMINUM. DOORS ARE BRUSHED WITH SATIN FINISH.

CASING OF 18 GAUGE GALVANIZED STEEL AND WITH WALL BRACKET PRIMED AND PAINTED SILVER GREY.

DATE:

CLIENT:

ATTN:

PROJECT:

APPROVED BY:

**RIOPEL**

Mail Boxes
 595 St-Rémi Street
 Montreal, Quebec
 CANADA - H4C 3G6

Tel: (514) 934-0385
 Fax: (514) 934-1732

E-Mail: info@riopel.net**UNEQUALLED EXPERTISE IN MAILBOXES + POSTAL SPECIALTIES**

DWG No.

BY: