




384-1

# DraftGuard Deluxe

Insulating  
Eliminates drafts  
Eliminates dust

Insulating mail slot  
for metal, PVC and wooden doors

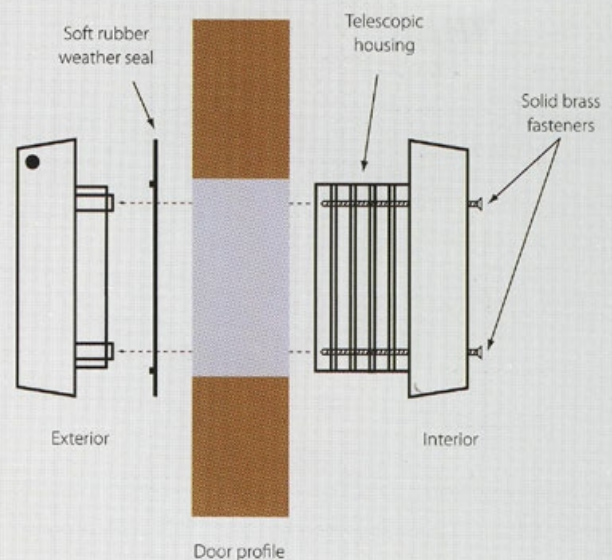


Residential Collection

## Keep the great outdoors where it belongs!

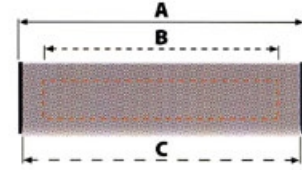
With a DraftGuard® insulation letter slot

- Easy to install
- Telescopic housing
- Self-closing inside and outside anodized aluminum flaps
- Choice of flap finishes
- Soft rubber weather seal for outside trim
- Insulating gaskets in all critical areas
- Solid brass fasteners
- Fully enclosed tough plastic housing; always black



# Table of products and order numbers





**A = Front section**  
**B = Door cut-out**  
**C = Outside flap**  
**D = Door thickness range**



(A) 11 23/32" (298mm) x 2 3/4" (70mm)  
 (B) 11 1/32" (280mm) x 1 31/32" (50mm)  
 (C) 11 1/2" (292mm) x 2 27/32" (72mm)


**Front section dimensions**  
 Door cut-out dimensions\*  
 Front flap dimensions

**Slot clearance** 1 17/32" (39mm) x 10 1/8" (255mm)

Silver anodized aluminum flaps Black plastic housing and frame		465001
Medium bronze anodized aluminum flaps Black plastic housing and frame		465005
Brass anodized aluminum flaps Black plastic housing and frame		465006
White aluminum flaps Black plastic housing and frame		465007

## Extension sleeve

for door thickness more than 1 3/4" (44mm)



Door thickness range (D)

<b>1</b> Up to 1 3/4" (44mm)	standard
------------------------------	----------

<b>2</b> 1 3/4" (44mm) - 4 1/4" (108mm)	add item #465000*
-----------------------------------------	-------------------



\* If using the extension sleeve, cut-out dimensions must be 11 1/4" (286mm) x 1 31/32" (50mm)

Note: the optional extension sleeve (item #465000) must be used on doors over 1 3/4" (44mm) thick and carefully cut to size with a fine-point saw.

Inch measurements rounded off to nearest 1/32"