

- DOOR LOCK:**
- 5 PIN CYLINDER CAM TYPE WITH 3 KEYS.
 - EXTRA KEYS AVAILABLE. 1000 KEY CHANGES TO AVOID DUPLICATION.

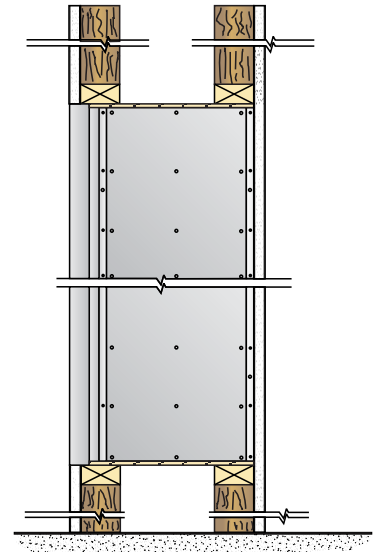
- DOOR IDENTIFICATION:**
- DOORS HAVE WINDOWS WITH NUMBERS, SOLID WITH ENGRAVED PLASTIC TAB OR ENGRAVING ON DOOR AND CARD HOLDER IN EACH BOX
 - NUMBER PLATES SIZE: 1-7/16" x 3/4"

- PARCEL AND DOUBLE BOXES:**
- PARCEL BOXES WOULD REPLACE 4 STANDARD BOXES. DOUBLE BOXES WOULD REPLACE 2 STANDARD BOXES. OVER ALL DIMENSIONS REMAIN THE SAME

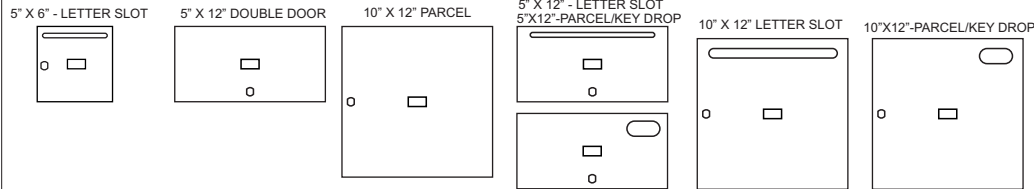


5000-B120

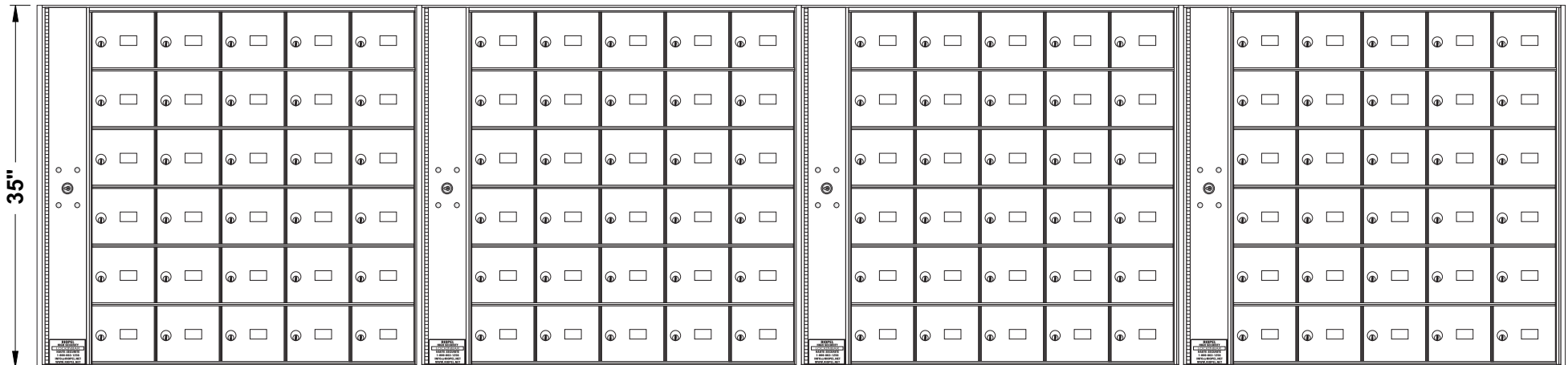
ROUGH WALL OPENING SHOWN ON DRAWING WITH 16-1/4" DEPTH



SIDE VIEW:



140 1/2"



MODEL 5000 FRONT LOADING HORIZONTAL MAILBOXES

4 MODULES: 6 HIGH x 5 WIDE

120 _____ "B" BOXES: 5 3/8" HIGH x 5 3/8" WIDE x 15" DEEP

_____ "C" BOXES: 5 3/8" HIGH x 5 3/8" WIDE x 15" DEEP

_____ "D" BOXES: 10 7/8" HIGH x 10 7/8" WIDE x 15" DEEP

DOORS OF 1/8" THICK EXTRUDED ALUMINUM

CLEAR ANODIZED FINISH

CABINET OF 24 GAUGE GALVANIZED STEEL

UNEQUALLED EXPERTISE IN MAILBOXES + POSTAL SPECIALTIES

CLIENT:

ATTN:

PROJECT:

APPROVED BY:



Mail Boxes
595 St-Rémi Street
Montreal, Quebec
CANADA - H4C 3G6

Tel: (514) 934-0385
Fax: (514) 934-1732

E-Mail: info@riopel.net

DWG No.

BY: