

RIOPEL MAILBOXES



THE STANDARD... BY WHICH OTHERS COMPARE

MAILMAN'S DOOR OPENER - RIOPEL MODEL R115


Permits locking of street entrance doors for apartment buildings, maintaining strict security and control, but allowing authorized postal employees to enter the building to distribute mail in accordance with the Post Office regulations.

The door opener is designed to house the Post Office lock - which lock is furnished and installed by the Post Office.

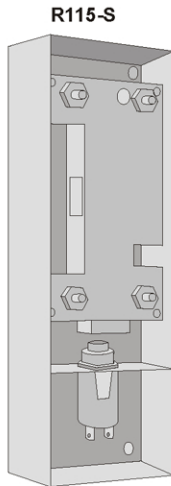
The R115 door opener is made of 16 gauge stainless steel, compact and easy to install with one-way security screws. A heavy duty microswitch is included and already installed.

Size : Surface mounted R115-S 2-3/8" wide x 6" long x 1" high.


Available with substitute Post Office lock for private use.



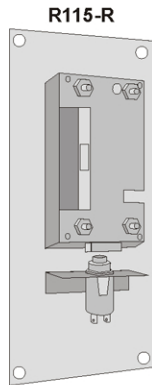
R115-S



R115-S



R115-R



R115-R

R115 SURFACE MOUNT

R115 RECESSED

UNEQUALLED EXPERTISE IN MAILBOXES + POSTAL SPECIALTIES

P. RIOPEL INC., 595 St-Remi, Montreal, Que., H4C 3G6 • TEL: (514) 934-0385 FAX: (514) 934-1732
E-MAIL: INFO@RIOPEL.NET WEB SITE: WWW.RIOPEL.NET